


ORDER FORM



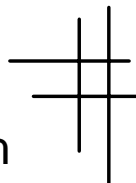
ADVANCED GEOLOGIC EXPLORATION

P.O. Box 18012 • Reno • Nevada • 89511
 Tel: (775) 852-0992 • FAX: (775) 852-3226
 Toll Free Message Line: 1-800-852-2960
 E-mail: info@seismo-watch.com
 Web site: http://www.seismo-watch.com

Update: 03/14/02. Offers expire 12/31/02.

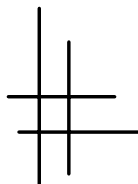


**Seismo-Watch
Map Sales**



Stunning poster-sized earthquake maps for home, office or school.

These spectacular maps beg people to stop, look and witness where the earthquakes have help shape these landforms in the past.



New Subscription: Renewal: Date: _____
 Name: _____ *E-mail: _____
 Address: _____ *LOGIN: _____
 City, State Zip: _____ E-mail: _____
 Voice Phone: _____ Fax: _____
 * REQUIRED FOR WEB SUBSCRIPTIONS

Poster-Sized Earthquake Maps	QTY	TOTAL
The Earth's Fractured Surface (22" x 36"; full-color plate); Paper: \$19.95 ; Laminated: \$29.95		
Earthquakes in the United States (38" x 62"; full-color plate); Paper: \$29.95 ; Laminated: \$39.95		
Southern California Earthquakes (38" x 62"; full-color plate); Paper: \$29.95 ; Laminated: \$39.95		
Earthquakes in California and Nevada (38" x 62"; full-color plate); Paper: \$29.95 ; Laminated: \$39.95		
Earthquakes in Washington and Oregon (36.5" x 45.5"; full-color plate); Paper: \$29.95 ; Laminated: \$39.95		
Earthquakes in Utah (40" x 54"; full-color plate); Paper: \$29.95 ; Laminated: \$39.95		
World Seismicity Tri-Globe View (36" x 64"); Paper: \$29.95 ; Laminated: \$34.95		
Earthquakes in Hawaii (30" x 42"; full-color plate); Paper: \$29.95 ; Laminated: \$39.95		
Fault Activity Map of California (57" x 62"; color w/supplement); Paper folded: \$44.95		
Geologic Map of California (57" x 62"; full-color plate); Paper folded: \$29.95		
Earthquakes in Nevada, 1852-1996 (18" x 34"; full-color plate, 1998) \$19.95		
Geologic Map of Nevada (33" x 22"; full-color plate); Paper rolled: \$19.95		
Shipping Rates for U.S., Hawaii & Alaska		
Maps are shipped in tubes. Please enter separate shipping and handling totals with your order.	1-5 lbs. \$7.50 6-10 lbs. \$9.75 10-20 lbs. \$14.50 21-40 lbs. 19.75 41-60 lbs 26.50 +60 lbs. Inquire	
Figure each map = 1 lb.		
		Subtotal
		Shipping and Handling
		Nevada Sales Tax 7-1/4%
		TOTAL

Check Money Order Visa M/C Discover Amex

CARD NUMBER: _____ EXPIRATION DATE: _____

SIGNATURE: _____

ORDER FORM